


# Stages when freeing the Vivente EBB


You might need to adjust your EBB someday. The classic reason would be if you are changing the rear sprocket size. All the surfaces are greased during installation, but as the years go by the solvents in the grease will slowly evaporate. You should have it removed and regreased occasionally. If it is out in the weather more, every 1-2 years.

These are the stages, so you can work out where you are up to.

**You need to be in Stage 4.**




It is tight. The wedges are up close to the middle of the ramps and are both wedged tight against the ramps and the inside of the EBB shell.




You start to undo it (anticlockwise). The wedges remained jammed and the flange on the screw moves toward the wedge nearest the tool.

Resistance starts at about 2.35 turns




You undo it more (anticlockwise). The flange on one wedge and the thread on the other side push the wedges apart, unjamming them. This is distinct feeling.

It takes about .65 of a turn to get through this resistance



You undo it a bit more (anticlockwise) and the unit reaches a point where the wedges are loose, although they may not feel that way. They have not reached the sides yet. This is where you need them to be when removing or reinstalling the unit.

This takes 2.1 to 2.4 turns



You continue to undo it (anticlockwise) and the wedges reach the sides and the unit tightens up again. This is a distinct feeling. You can't turn it anymore and it's just getting tight. To find stage 4, you can go as far as stage 5 and then back off (clockwise) two turns.

This takes another 3.2 turns. Either stop at the end of Stage 4 or go to the end of Stage 5 and then back 3 turns. This is where it needs to be for removal sideways. You need the cranks to be off now.

If you feel you have to hit it sideways, avoid hitting the end of the crank or the axle as this is bad for the bearings. A few taps on the unit itself might be necessary. Get it out and refresh the grease.